







Installation Diagram v1.0
 DMS, D2A, D2B: 5 wires (+1 optional)
 D2C: 9 wires (+1 optional)



IMPORTANT:

- **GND and 3V3 wires should be shorter than 1 inch (2.5 cm).**
- **Use 30 AWG wire for connections (or thicker for GND, 3V3)**
- **Verify the solidity of your installation before reassembling: Turn ON/OFF your console 5 times with a disc in and verify that the game is recognized every time.**